# TS - Bar & Plate
# Oil / Air Cooler, 3C-Line
## 12V / 24V DC

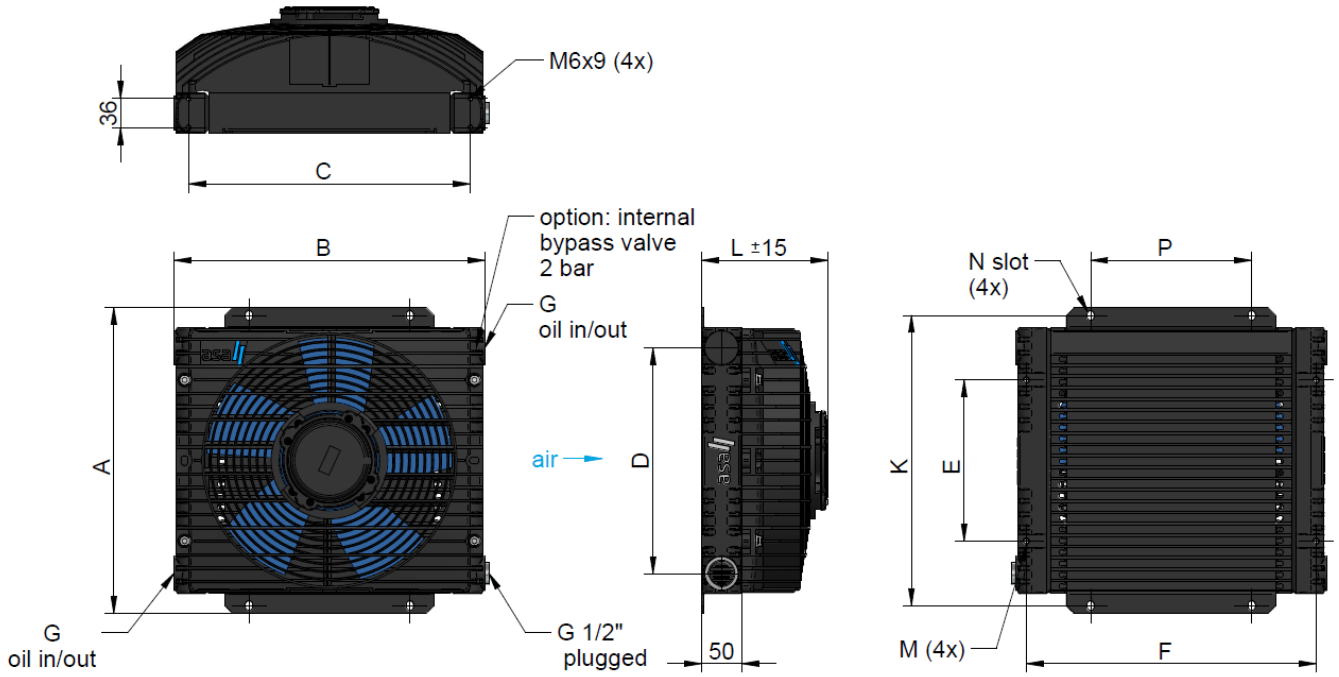


## Dimensions

| order number | description | A | B | C | D | E | F | G | K | L | M | N | P | weight |
|---|---|---|---|---|---|---|---|---|---|---|---|---|---|---|
| | | [mm] | [mm] | [mm] | [mm] | [mm] | [mm] | [mm] | [mm] | [mm] | [mm] | | [mm] | [kg] |
| A3C004ND03LBG00B50 | ASA 3C 004 12V DC | 255 | 250 | 214 | 180 | 144 | 225 | G ¾“ | 240 | 136 | M6x12 | 7x10 | 120 | 5 |
| A3C004ND04LBG00B50 | ASA 3C 004 24V DC | | | | | | | | | | | | | |
| A3C006ND01LBG00B11 | ASA 3C 006 12V DC | 290 | 320 | 284 | 215 | 180 | 301 | G ¾“ | 269 | 166 | M6x9 | 7x10 | 155 | 6 |
| A3C006ND02LBG00B11 | ASA 3C 006 24V DC | | | | | | | | | | | | | |
| A3C010ND05LBG00B11 | ASA 3C 010 12V DC | 380 | 386 | 350 | 280 | 200 | 360 | G 1“ | 360 | 157 | M8x12 | 9x12 | 200 | 9 |
| A3C010ND06LBG00B11 | ASA 3C 010 24V DC | | | | | | | | | | | | | |
| A3C016ND03LBG00B11 | ASA 3C 016 12V DC | 460 | 466 | 430 | 362 | 306 | 436 | G 1“ | 436 | 178 | M8x12 | 9x12 | 306 | 12 |
| A3C016ND04LBG00B11 | ASA 3C 016 24V DC | | | | | | | | | | | | | |

## Radiator

| | |
|---|---|
| material: | aluminium |
| working temp. range: | -20°C to +80°C (oil temperature)* |
| air fin: | wavy |
| max. working pressure: | 26 bar (static) |
| compatible media | any mineral oil acc. DIN 51524 |

*...*the indicated temperature is the maximum inlet temperature for the cooler radiator.
Depending on the sealings in use, the application needs appropriate checking.*

This data sheet and the corresponding technical drawings serve solely as a general guideline and a technical overview of our products. Please contact us for additional information. We always try to keep the technical data up to date. However, due to constant development, no guarantee can be given for the correctness of the information (or printing errors). This applies to general properties such as dimensions, colors and weight. Any cooling performances and general technical values indicated in this catalogue are measured at a test benches according to asa testing procedures or calculated based on such tests and may therefore deviate from values obtained by test procedures from other manufacturers. The performance can vary by around +/- 15%. All information and calculation values are provided to the best of our knowledge, they do not represent intrinsic product properties and it is strongly recommended that the product is tested under the actual operating conditions. All drawings shown here are to be understood as schematic representations. For exact dimensions and the applicable tolerances, please ask for the corresponding scale drawings. Any form of liability is excluded for the information included in this datasheet. asa technology Produktions- und Vertriebs GmbH reserves the right to modify the product without any separate notification. This refers to both technical data and the product itself. Furthermore, it is herewith specified that the datasheet and the corresponding scale drawings are not a substitute for the assembly, installation and operating instructions.

*© asa technology, July 2026*

# TS - Bar & Plate
# Oil / Air Cooler, 3C-Line
## 12V / 24V DC

## Performance

**specific cooling performance**

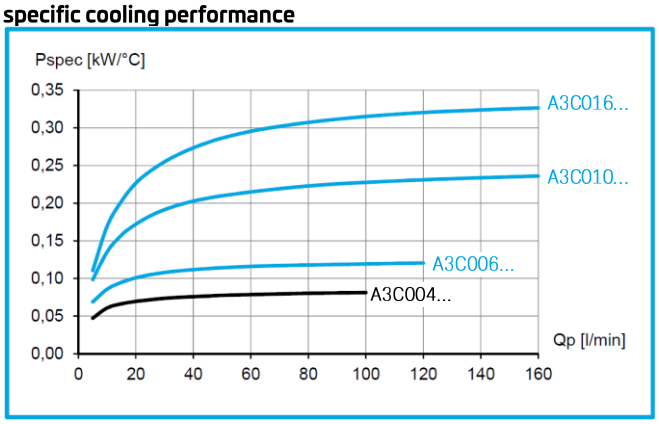


**pressure drop at 30cSt**

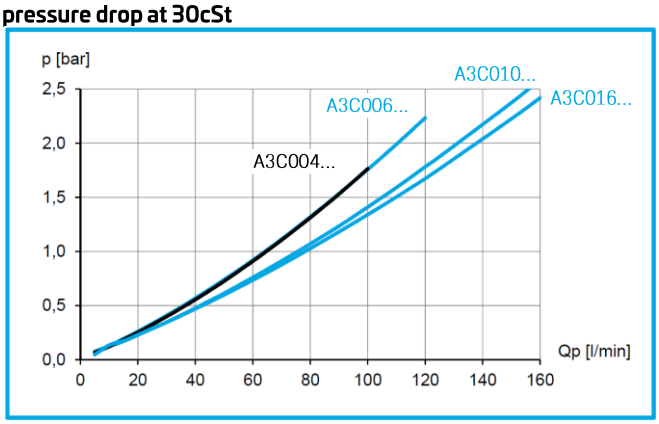


## Technical Data

| order number | description | fan power* | current* | fan protection | air flow* | noise level | optional internal bypass (2bar) |
|---|---|---|---|---|---|---|---|
| | | [kW] | [A] | | [kg/s] | [dB(A)] | cooler order number |
| A3C004ND03LBG00B50 | ASA 3C 004 12V DC | 0,15 | 11,8 | IP 68 | 0,23 | 72 | A3C004PD03LBG00B50 |
| A3C004ND04LBG00B50 | ASA 3C 004 24V DC | 0,11 | 4,0 | IP 68 | 0,21 | 72 | A3C004PD04LBG00B50 |
| A3C006ND01LBG00B11 | ASA 3C 006 12V DC | 0,12 | 9,2 | IP 68 | 0,29 | 70 | A3C006PD01LBG00B11 |
| A3C006ND02LBG00B11 | ASA 3C 006 24V DC | 0,13 | 4,8 | IP 68 | 0,29 | 71 | A3C006PD02LBG00B11 |
| A3C010ND05LBG00B11 | ASA 3C 010 12V DC | 0,29 | 22,3 | IP 68 | 0,60 | 77 | A3C010PD05LBG00B11 |
| A3C010ND06LBG00B11 | ASA 3C 010 24V DC | 0,26 | 10,0 | IP 68 | 0,59 | 77 | A3C010PD06LBG00B11 |
| A3C016ND03LBG00B11 | ASA 3C 016 12V DC | 0,23 | 17,9 | IP 68 | 0,78 | 78 | A3C016PD03LBG00B11 |
| A3C016ND04LBG00B11 | ASA 3C 016 24V DC | 0,25 | 9,4 | IP 68 | 0,81 | 77 | A3C016PD04LBG00B11 |

**The stated fan performance data (fan power, current, and airflow) is based on the actual operating point of the integrated fan-cooling element assembly. It might be different on other installations.*

## Options

| | |
|---|---|
| mounting feet kit | ILLEFUSSTT06K, except A3C016... on request |
| temperature switches IP69K | ILLZTH5069K, ILLZTH6069K, ILLZTH9069K |
| temperature control | ILLZTC12-2K, ILLZTC24-2K |
| protection housing | on request |

This data sheet and the corresponding technical drawings serve solely as a general guideline and a technical overview of our products. Please contact us for additional information. We always try to keep the technical data up to date. However, due to constant development, no guarantee can be given for the correctness of the information (or printing errors). This applies to general properties such as dimensions, colors and weight. Any cooling performances and general technical values indicated in this catalogue are measured at a test benches according to asa testing procedures or calculated based on such tests and may therefore deviate from values obtained by test procedures from other manufacturers. The performance can vary by around +/- 15%. All information and calculation values are provided to the best of our knowledge, they do not represent intrinsic product properties and it is strongly recommended that the product is tested under the actual operating conditions. All drawings shown here are to be understood as schematic representations. For exact dimensions and the applicable tolerances, please ask for the corresponding scale drawings. Any form of liability is excluded for the information included in this datasheet. asa technology Produktions- und Vertriebs GmbH reserves the right to modify the product without any separate notification. This refers to both technical data and the product itself. Furthermore, it is herewith specified that the datasheet and the corresponding scale drawings are not a substitute for the assembly, installation and operating instructions.